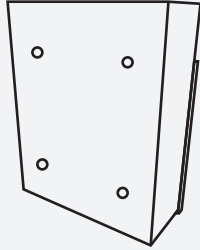
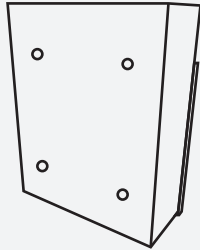


S.A.C Dispenser Technical Data Sheet



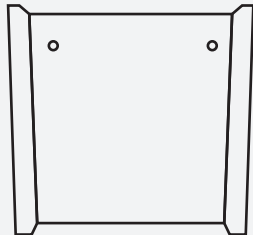
S.A.C. Sanitary Napkin Disposal Receptacle Large

Part Number	:	TD9000
Product Depth	:	4 In.
Product Width	:	9.5 In.
Product Height	:	15 In.



S.A.C. Sanitary Napkin Disposal Receptacle Medium

Part Number	:	TD9200
Product Depth	:	4 In.
Product Width	:	9.5 In.
Product Height	:	12 In.



S.A.C. Incontinence Disposal Bag Dispenser

Part Number	:	SD8010
Product Depth	:	2 In.
Product Width	:	8.25 In.
Product Height	:	8.5 In.

Information on installation:

For partitions with particle-board or other solid core, provide sheet-metal screws or through-bolts, nuts and washers.

For hollow core metal partitions, provide solid backing into which sheet metal screws can be secured. If two units are installed back to back, then provide threaded sleeves and machine screws for the full thickness of partition.

For plaster or drywall construction, provide concealed backing to comply with local building codes, then secure unit with sheet-metal screws.

For all other wall surfaces, provide sheet-metal screws and fiber plugs or expansion shields or toggle bolts or expansion bolts.